



Histoacryl® Octyl

THE SOLUTION FOR WOUND CLOSURE

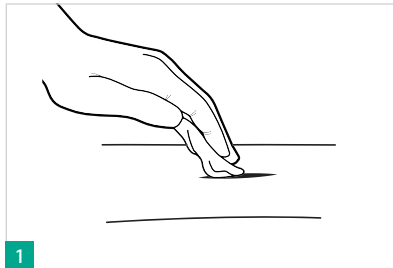
Histoacryl® Octyl

TOPICAL SKIN ADHESIVE

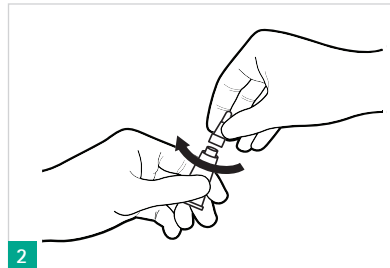
HIGH VISCOSITY, 2-OCTYL CYANOACRYLATE



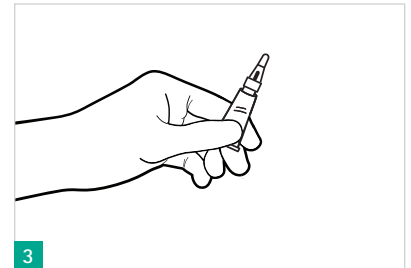
DIRECTIONS FOR USE ¹



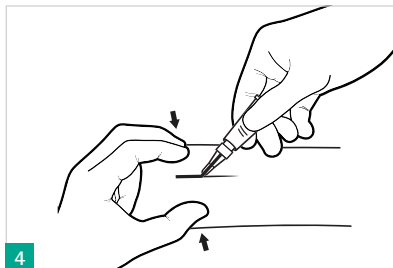
1 The incision or trauma site must be clean and dry before applying adhesive. Ensure that the wound edges are easily approximated.



2 Screw the Applicator Tip onto the threaded tube in a clockwise direction until the applicator is tight and seated on the tube. The applicator will puncture the foil membrane on the tube once seated and adhesive will be allowed to flow.

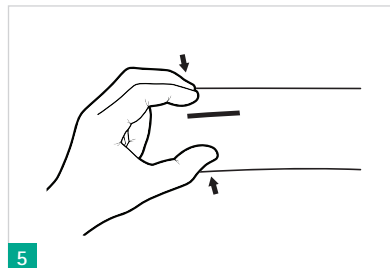


3 Hold the Micro tube tip upwards, and the 1mL version horizontal. Gently squeeze the tube from the bottom until the adhesive becomes visible through the applicator device. Keep the device pointed away from the patient, until ready to apply the adhesive.

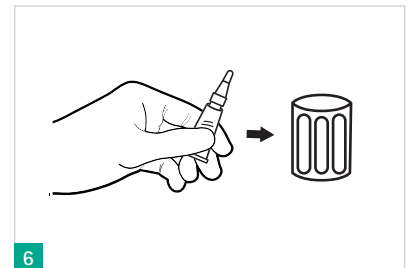


4 While approximating skin edges, apply by squeezing the tube gently and continuously as you spread the adhesive back and forth over the wound site.

Continue to hold the wound edges in approximation until the adhesive becomes tacky - typically less than 20 seconds. A smooth and even coat of adhesive is desirable.



5 Once adhesive has completely polymerised (non-tacky) you may cover the site with a secondary bandage. If a secondary bandage is used, DO NOT apply to the adhesive area until it is completely tack free. Applying whilst tacky may result in adhesive removal when removing the secondary bandage and possibly dehiscence of the wound site.



6 Discard adhesive device according to normal protocol after use.

Ordering Information

DESCRIPTION	QUANTITY	CODE
Histoacryl® Octyl 1 ml	10 tubes	10520010
Histoacryl® Octyl Micro 0.5 ml	10 tubes	10520000

¹ IFU of Histoacryl® Octyl

Manufacturer:



Chemence Medical, Inc. | 200 Technology Drive
Alpharetta | GA 30005 | USA

Imported and distributed by:

B. Braun Surgical, S.A. | Carretera de Terrassa, 121 | 08191 Rubí | Spain
Phone +34 93 586 6200 | Fax +34 93 588 1096 | www.bbraun.com

AESCULAP[®] – a B. Braun brand

Aesculap AG | Am Aesculap-Platz | 78532 Tuttlingen | Germany
Phone +49 7461 95-0 | Fax +49 7461 95-2600 | www.aesculap.com

The main product trademark "Aesculap" and the product trademark "Histoacryl" are registered trademarks of B. Braun Melsungen AG and its subsidiaries.

Subject to technical changes. All rights reserved. This brochure may only be used for the exclusive purpose of obtaining information about our products. Reproduction in any form partial or otherwise is not permitted.